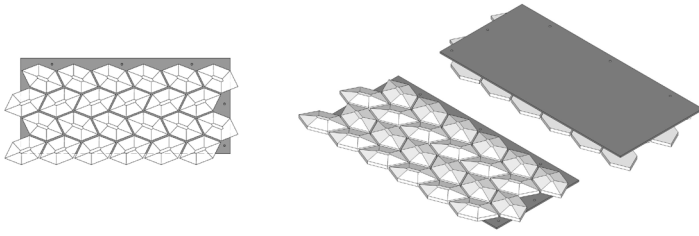


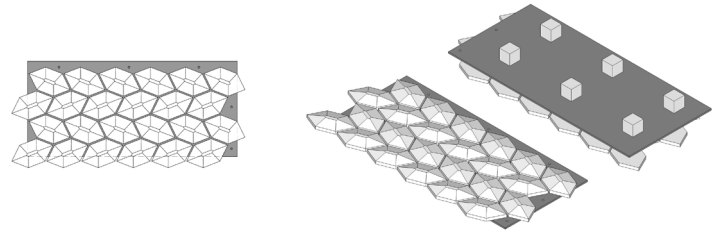
# GEM

## CELESTIO COLLECTION

### STANDARD TILE



### LIGHTING STANDOFF



### SPECIFICATIONS

◆ **SPECIES (s)**  
Defined by color  
(see color chart)

◆ **CUT PATTERN**  
Angled

◆ **THICKNESS**  
\*15/16 inches (23.81 mm) Standard  
\*2 7/16 inches (61.91 mm) w/ Lighting Standoff

◆ **INSTALL DIRECTION**  
Horizontal, Vertical or Diagonal

◆ **INSTALLATION**  
Construction Adhesive & Screws

◆ **GRADE (s)**  
Character

◆ **COVERAGE/TILE**  
\*2.15 sf. (0.200 m2) Standard  
\*2.15 sf. (0.200 m2) w/ Lighting Standoff

◆ **WEIGHT/TILE**  
\*5.70 lbs. (2.59 kg) Walnut - Standard  
\*6.80 lbs. (3.08 kg) Oak - Standard  
\*6.10 lbs. (2.77 kg) Walnut - w/ Lighting Standoff  
\*7.20 lbs. (3.27 kg) Oak - w/ Lighting Standoff

◆ **TILES/BOX**  
8 Standard  
6 w/ Lighting Standoff

◆ **SURFACE TEXTURE (st)**  
Defined by color  
(see color chart)

◆ **COVERAGE/BOX**  
\*17.20 sf. (1.598 m2) Standard  
\*12.90 sf. (1.199 m2) w/ Lighting Standoff

◆ **WEIGHT/BOX**  
\*49.30 lbs. (22.36 kg) Walnut - Standard  
\*58.10 lbs. (26.35 kg) Oak - Standard  
\*40.30 lbs. (18.28 kg) Walnut - w/ Lighting Standoff  
\*46.90 lbs. (21.27 kg) Oak - w/ Lighting Standoff

\* Weight, coverage and dimensions may vary depending on finish and the natural expansion and contraction of wood.

### COLORS / WOOD - 8 AVAILABLE

	AMERICAN WALNUT	ICEBERG	LUGANO	NOIR	OLDE DUTCH	OXFORD	SMOKE	STOUT
s	WALNUT	OAK	OAK	OAK	OAK	OAK	OAK	WALNUT
ST	SMOOTH	LIGHT WIRE BRUSH	LIGHT WIRE BRUSH	LIGHT WIRE BRUSH	LIGHT WIRE BRUSH	LIGHT WIRE BRUSH	LIGHT WIRE BRUSH	SMOOTH

### COLORS / ACRYLIC - 1 STANDARD • 4 CUSTOM

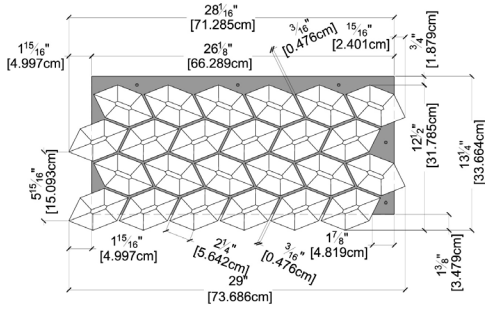
WHITE TRANSLUCENT	BLUE TRANSLUCENT	ORANGE TRANSLUCENT	RED TRANSLUCENT	YELLOW TRANSLUCENT
STANDARD	CUSTOM	CUSTOM	CUSTOM	CUSTOM

# GEM

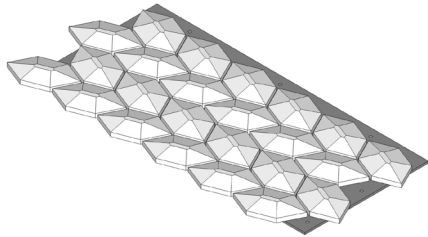
## CELESTIO COLLECTION

### STANDARD TILE

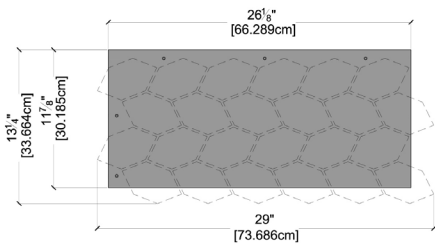
### LIGHTING STANDOFF



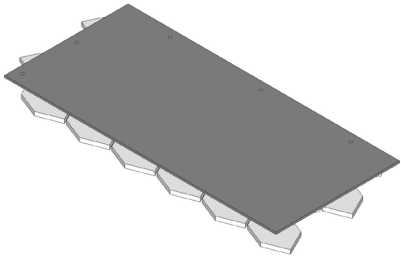
TOP VIEW DIMENSIONS



TOP VIEW 3D MODEL



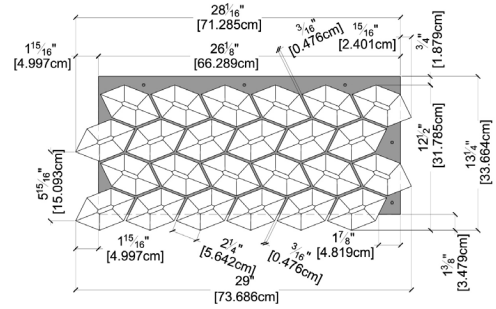
BOTTOM VIEW DIMENSIONS



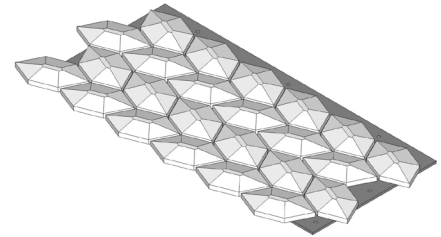
BOTTOM VIEW 3D MODEL



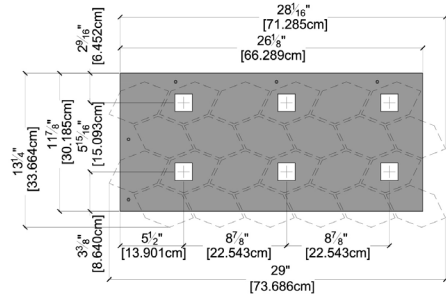
SIDE VIEW



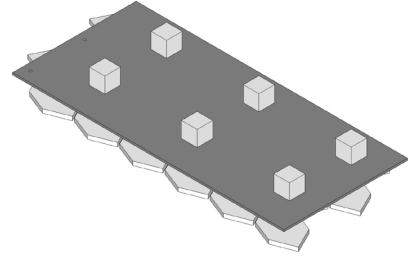
TOP VIEW DIMENSIONS



TOP VIEW 3D MODEL



BOTTOM VIEW DIMENSIONS



BOTTOM VIEW 3D MODEL



SIDE VIEW



**DUCHATEAU**  
THE GUILD / SIGNATURE / ATELIER

**Product Sample Disclaimer**

Created to be a one-of-a-kind piece of nature's artistry, each and every Duchâteau® wood product carries distinct variations in finish, patina, texture, grain and overall character that create the unique diversity and natural elegance of our 3D Wood Wall Panels. It is virtually impossible to capture – in a small sample – the entire range of color variation and character that will be present in the wall covering you will receive. To better understand the unique look of a DuChâteau finished wall covering in your space, we recommend consulting your sales representative for more details.

**Installation and Performance Disclaimer**

Environmental conditions, such as exposure to light, and fluctuations in temperature and humidity, will greatly affect product performance from initial installation throughout its life. Refer to our website for installation guidelines or see your local sales representative for more information on proper steps and specific environmental conditions to successfully install, care for and ensure the lifelong performance of your 3D Wood Wall Panels.

For more information, please contact us at 1-888-DUCHATEAU or visit [duchateau.com](http://duchateau.com)